

# KEY STAGE 2 PERFORMANCE DATA

## Progress score in reading, writing and maths <sup>?</sup>

Reading

Well below average -12.9

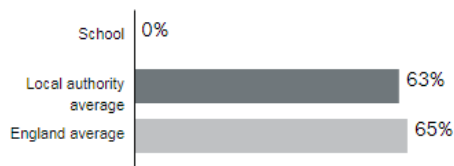
Writing

Well below average -18.5

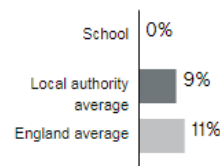
Maths

Well below average -15.4

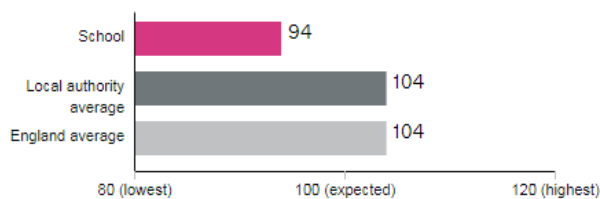
### Pupils meeting expected standard in reading, writing and maths <sup>?</sup>



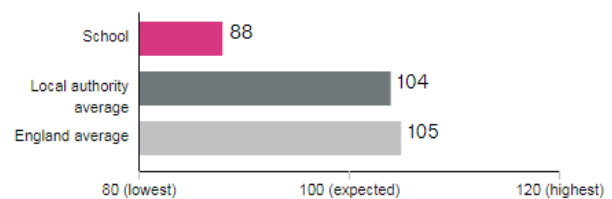
### Pupils achieving at a higher standard in reading, writing and maths <sup>?</sup>



### Average score in reading <sup>?</sup>



### Average score in maths <sup>?</sup>



## Progress in reading

Progress scores are not directly comparable between years because of changes in the distribution of scores. However, a change in progress banding, for example from 'average' to 'above average', does indicate a change in performance. This measure was first recorded in 2016. [Read more about progress scores.](#)

	2017	2018	2019
School progress score <sup>?</sup>	<u>SUPP</u>	<u>SUPP</u>	-12.9
Confidence interval <sup>?</sup>			(-16.5 to -9.2) <a href="#">More score details</a>
Progress description	=	=	<span style="color: red;">■</span> Well below average
Local authority state-funded schools	-0.6	-0.8	-0.6
England state-funded schools	0.0	0.0	0.0

## Progress in writing

Progress scores are not directly comparable between years because of changes in the distribution of scores. However, a change in progress banding, for example from 'average' to 'above average', does indicate a change in performance. This measure was first recorded in 2016. [Read more about progress scores.](#)

	2017	2018	2019
School progress score <sup>?</sup>	<u>SUPP</u>	<u>SUPP</u>	-18.5
Confidence interval <sup>?</sup>			(-21.9 to -15.1) <a href="#">More score details</a>
Progress description	=	=	<span style="color: red;">■</span> Well below average
Local authority state-funded schools	-0.9	-0.6	-0.9
England state-funded schools	0.0	0.0	0.0

## Progress in maths

Progress scores are not directly comparable between years because of changes in the distribution of scores. However, a change in progress banding, for example from 'average' to 'above average', does indicate a change in performance. This measure was first recorded in 2016. [Read more about progress scores.](#)

	2017	2018	2019
School progress score <sup>?</sup>	<u>SUPP</u>	<u>SUPP</u>	-15.4
Confidence interval <sup>?</sup>			(-18.5 to -12.2) <a href="#">More score details</a>
Progress description	=	=	<span style="color: red;">■</span> Well below average
Local authority state-funded schools	-1.3	-1.1	-0.8
England state-funded schools	0.0	0.0	0.0

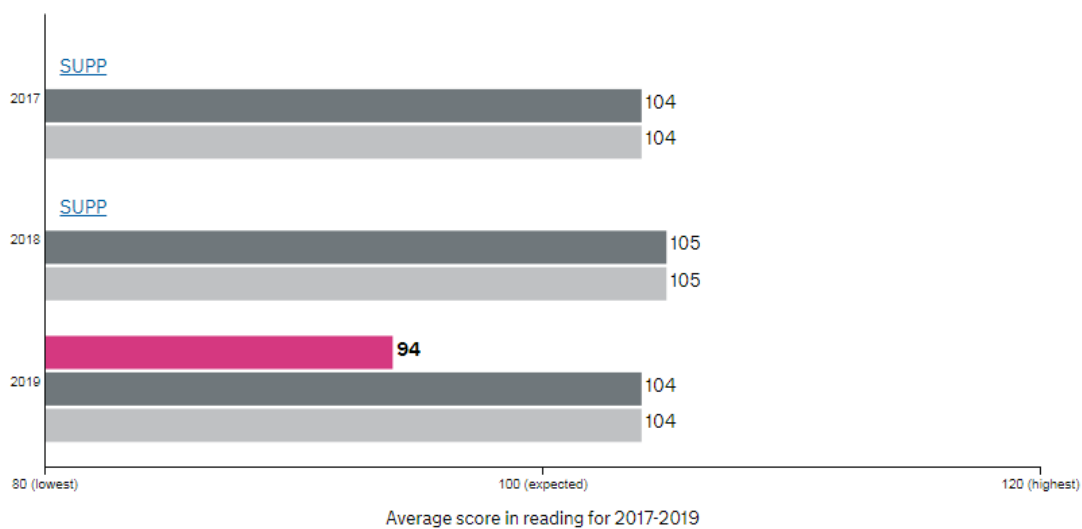
## Average score in reading

This measure was first recorded in 2016

### Results over 3 years ?

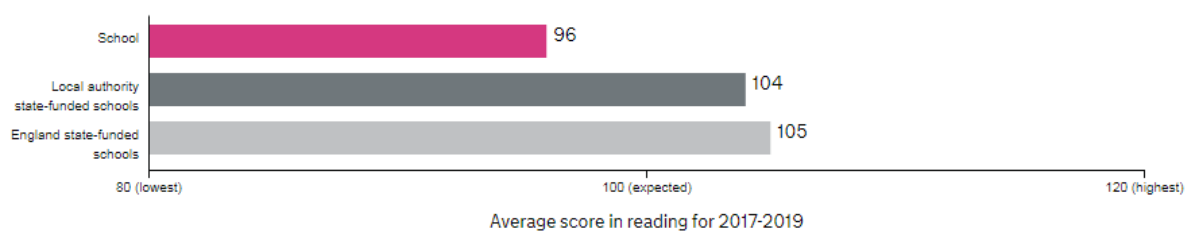
[View as table](#)

■ School ■ Local authority state-funded schools ■ England state-funded schools



### Three year average ?

[View as table](#)



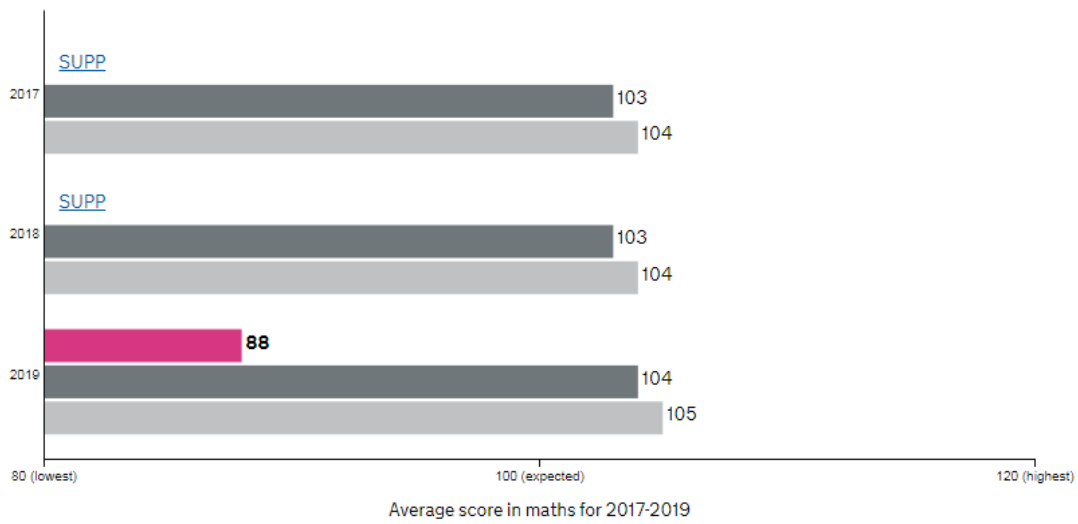
## Average score in maths

This measure was first recorded in 2016

### Results over 3 years [?](#)

[View as table](#)

■ School ■ Local authority state-funded schools ■ England state-funded schools



### Three year average [?](#)

[View as table](#)

